







Tindakan 7. Pemasangan Rambu Bahaya Bising & Wajib Ear Plug di Area Kerja

No.	Departemen	Seksi	Ketidak Sesuaian	Foto
1	Produksi	Paper Machine 1,2,3	Intensitas bising (Eksternal 86,7 - 90,2 db) (internal 84.3 s/d 91.6 db)	
2	Produksi	Stock Preparation	Intensitas bising (internal 77.8 s/d 84.6) (eksternal 78 db)	
3	Produksi	Converting Area Convayer	Intensitas bising (internal 81.6 s/d 87.0)	
		Converting Area Will	Intensitas bising (internal 81.6 s/d 87.0)	
4	MS	GA	Intensitas bising (eksternal 98,6 db) (internal 88.8 s/d 92.3 db)	
5	Produksi	Fin - Cutter	Intensitas Bising (internal 80.2 s/d 82.4) (eksternal 83.4db)	

Mengetahui

Perekap

Ka. Seksi PA

Ka. Unit OHS

Occupational Health